



Systemic Administration of Acazicolcept (ALPN-101), a Dual ICOS/CD28 Antagonist, Suppresses Ocular Inflammation in Rat Experimental Autoimmune Uveitis

KATHRYN L. PEPPE MD, PhD
ASSOCIATE PROFESSOR
DEPARTMENT OF OPHTHALMOLOGY
UNIVERSITY OF WASHINGTON



Disclosures

Kathryn Pepple: Alpine Immune Sciences: Code F (Grant support)

Leslie Wilson: Alpine Immune Sciences: Code F (Grant support)

Katherine Lewis: Alpine Immune Sciences: Code E,I (Employment, Stockholder)

Lawrence Evans: Alpine Immune Sciences: Code E,I (Employment, Stockholder)

Stacey Dillon: Alpine Immune Sciences: Code E,I (Employment, Stockholder)

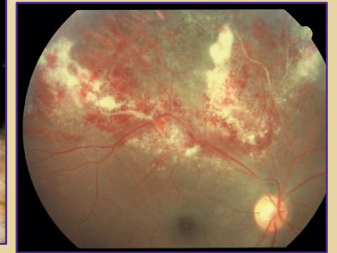
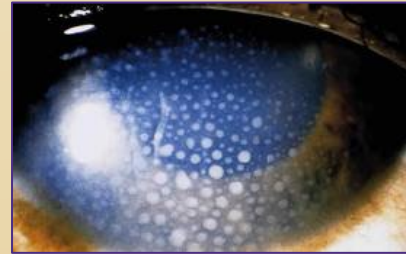
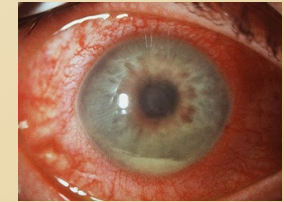
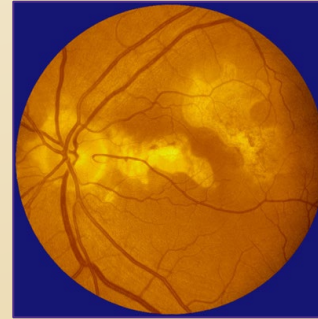
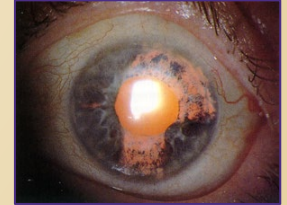
Uveitis is a blinding eye disease

Broad term including any inflammatory disease of the eye

Caused by infection or immune dysfunction (autoimmunity)

Impacts 300,000-400,000 patients in the US^{1,2}

~10% blindness in the US³



1. *Ophthalmol.* 2004;111(3):491-500.
2. *JAMA Ophthalmol.* 2016;134(11):1237-1245.
3. *Br J Ophthalmol.* 1996;80(9):844-848.

Treatment failures indicate new therapies are needed

First line agents:

Local and systemic corticosteroids

Conventional immunosuppression¹:

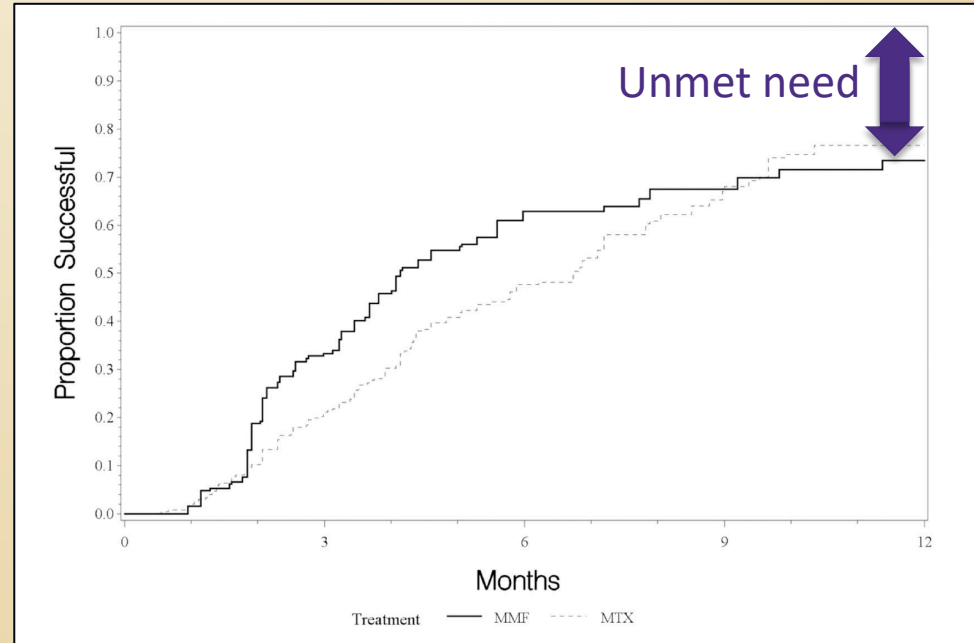
Methotrexate, Mycophenolate, Azathioprine

Cyclosporine, tacrolimus

Cyclophosphamide or chlorambucil

Immunosuppression with biologics

Adalimumab and Infliximab²



Gangaputra et al., AJO 2019

1. Jabs et al., Am J Ophthalmol. 2000

2. Levy-Clarke et al., Ophthalmology 2004

Treatment failures indicate new therapies are needed

First line agents:

Local and systemic corticosteroids

Conventional immunosuppression¹:

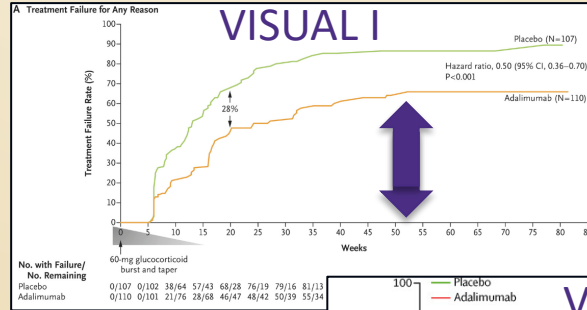
Methotrexate, Mycophenolate, Azathioprine

Cyclosporine, tacrolimus

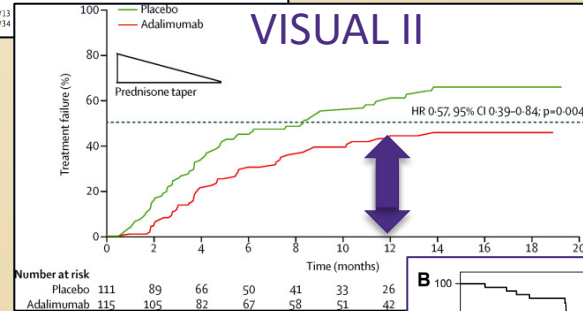
Cyclophosphamide or chlorambucil

Immunosuppression with biologics

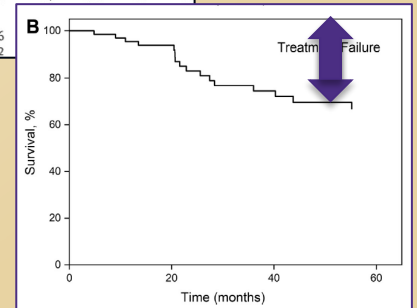
Adalimumab and Infliximab²



Jaffe et al., NEJM 2016



Nguyen et al., Lancet 2016



Al-Janabi et al., Ophthalmology 2020

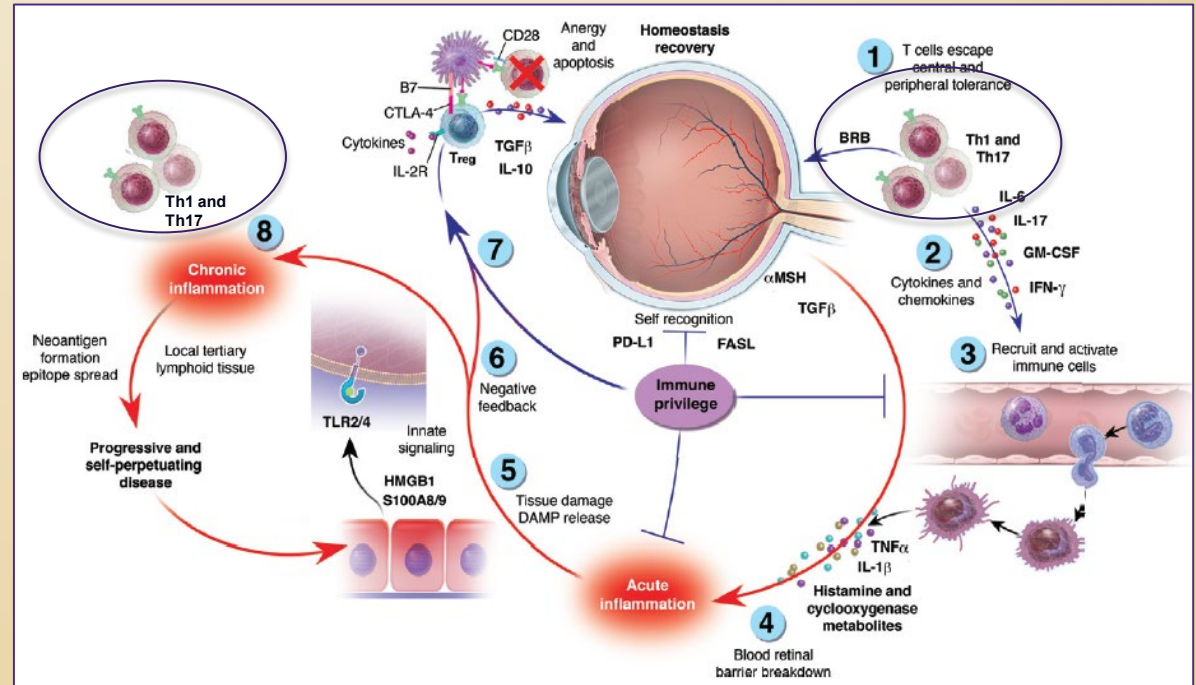
1. Jabs et al., Am J Ophthal. 2000

2. Levy-Clarke et al., Ophthalmology 2004

Non-infectious autoimmune uveitis is T cell-mediated

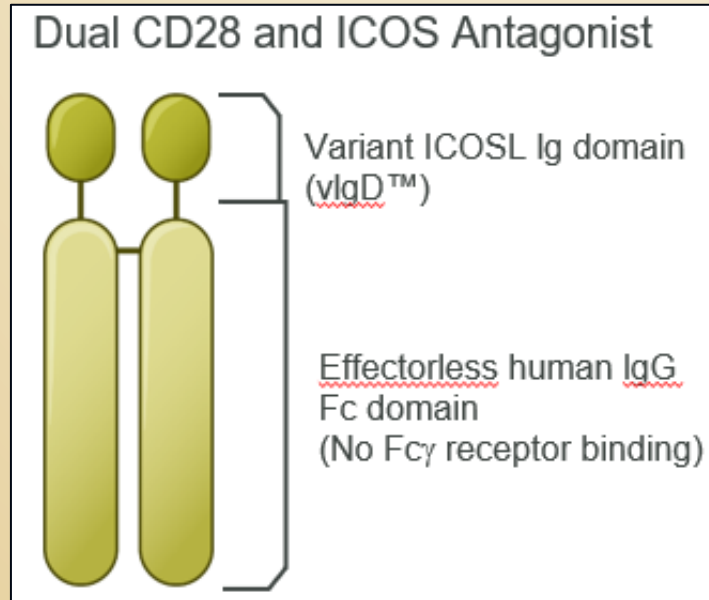
Experimental Autoimmune Uveitis (EAU)

- Th1 and Th17 responses mediate inflammation and ocular damage.¹
- T reg cells contribute to disease resolution and maintenance of homeostasis



Adapted from Tummala and Pepple, Ch. 28 Ryan's Retina v7

Acazicolcept (ALPN-101)



Previous efficacy demonstrated in animal models of systemic sclerosis and graft versus host disease

Cauvet et al., Arthritis Res Ther. 2022

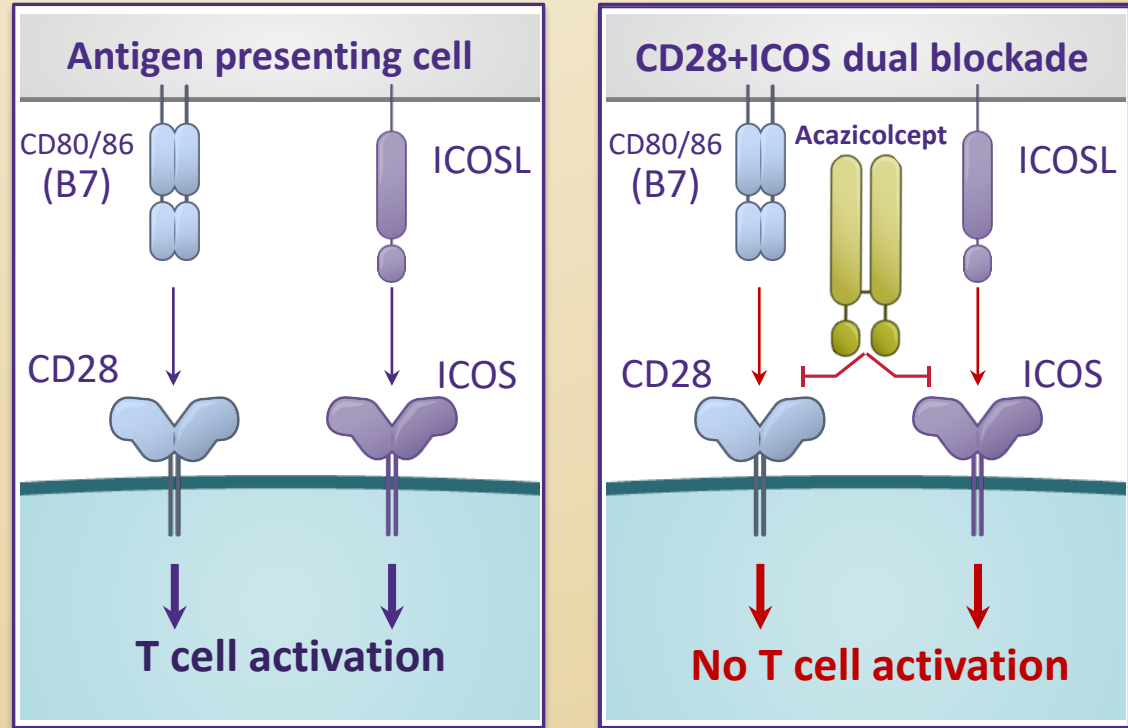
Yang et al., Clin Transl Sci. 2021

Adom et al., Sci Trans Med. 2020

Acazicolcept (ALPN-101) is a dual CD28 and ICOS antagonist

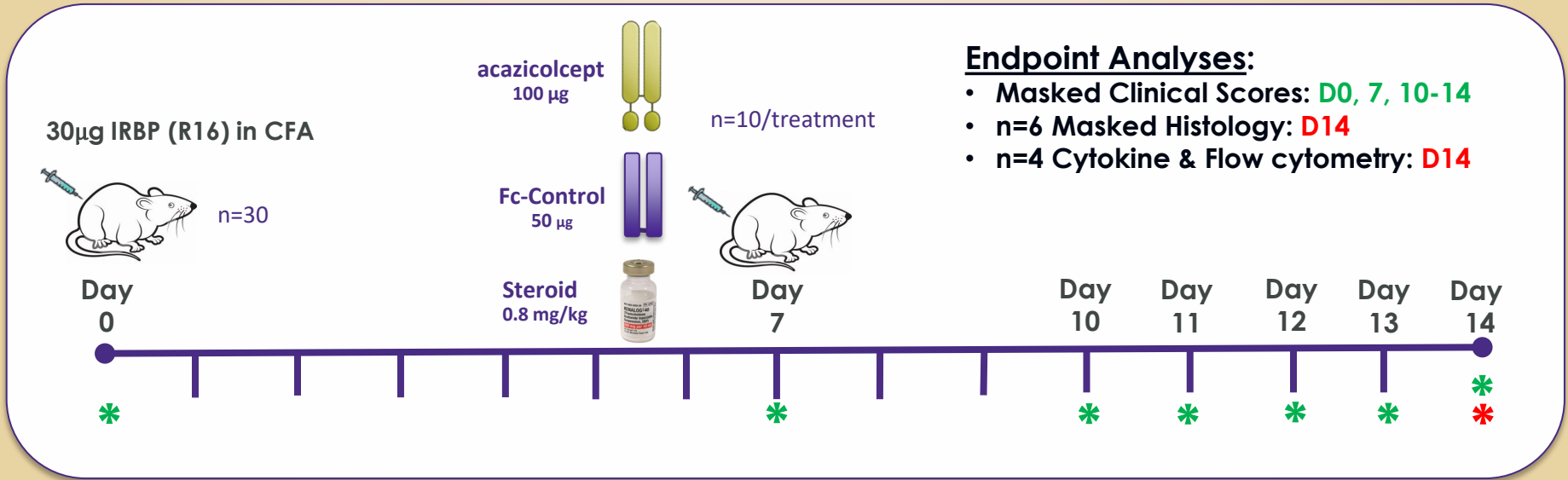
CD28 is central to naïve T cell co-stimulation

ICOS is important in effector T helper cell function (Th1, Th2, Th17) and follicular helper T cell development



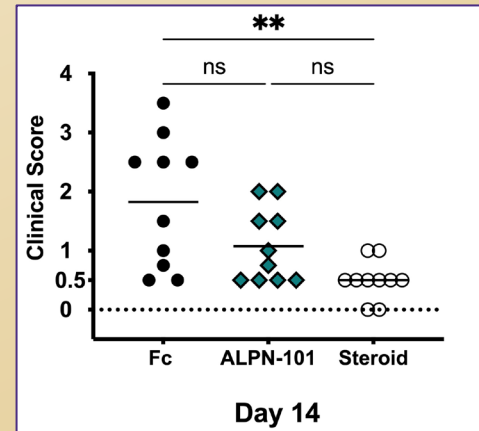
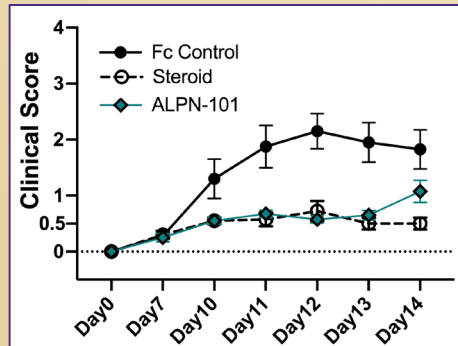
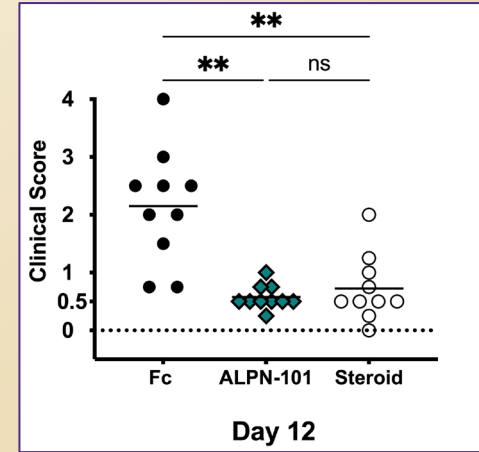
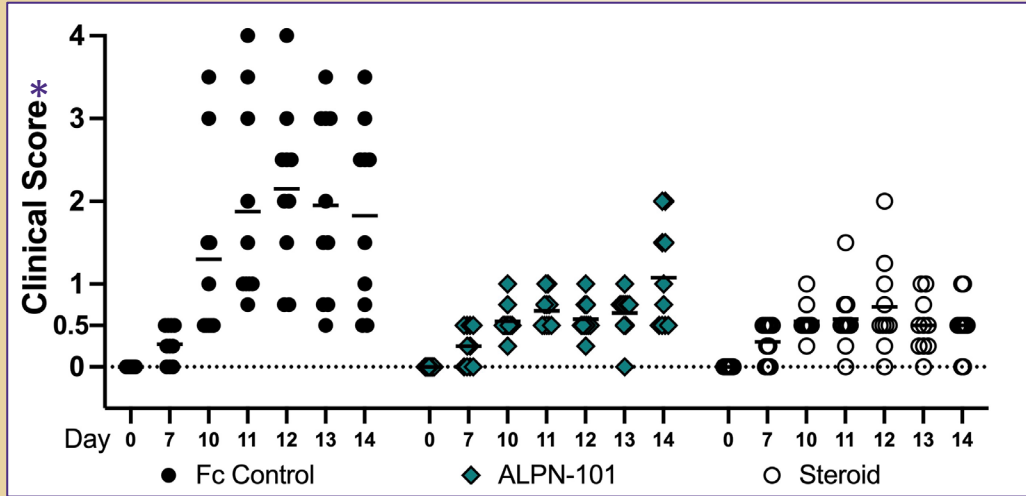
Study design

Systemic acazicolcept for treatment in rat Experimental Autoimmune Uveitis (EAU)

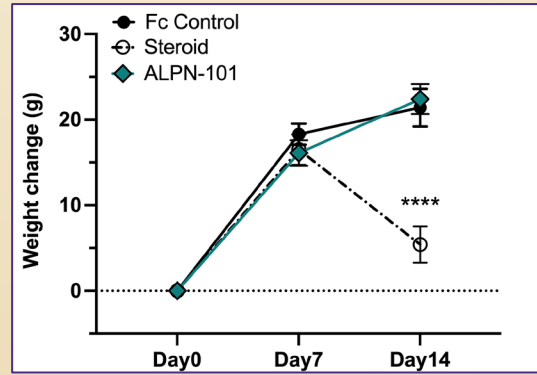
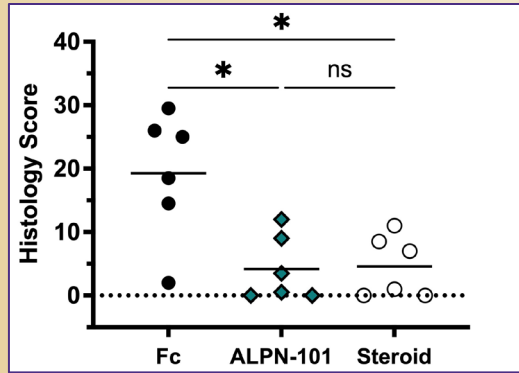


IRBP = Interphotoreceptor Retinoid-Binding Protein
CFA = Complete Freund's Adjuvant

Acazicolcept (ALPN-101) prevents clinical signs of EAU

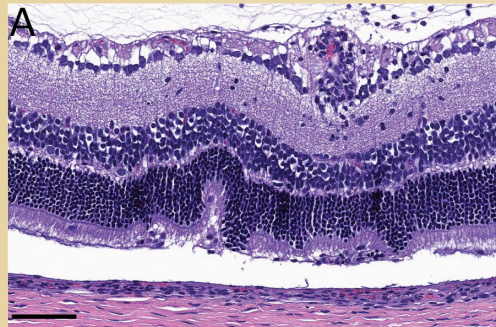


Acazicolcept (ALPN-101) preserves retinal histology

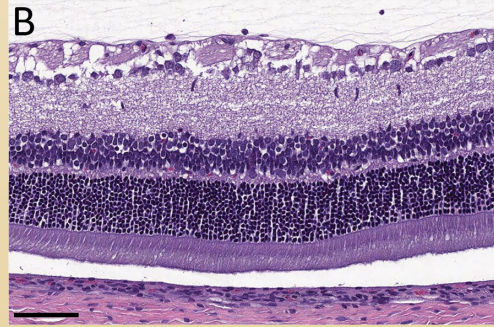


Steroid treatment leads to significant weight loss.

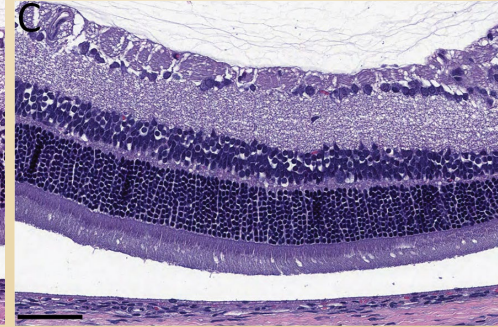
Acazicolcept treatment effect is not associated with weight loss.



Fc



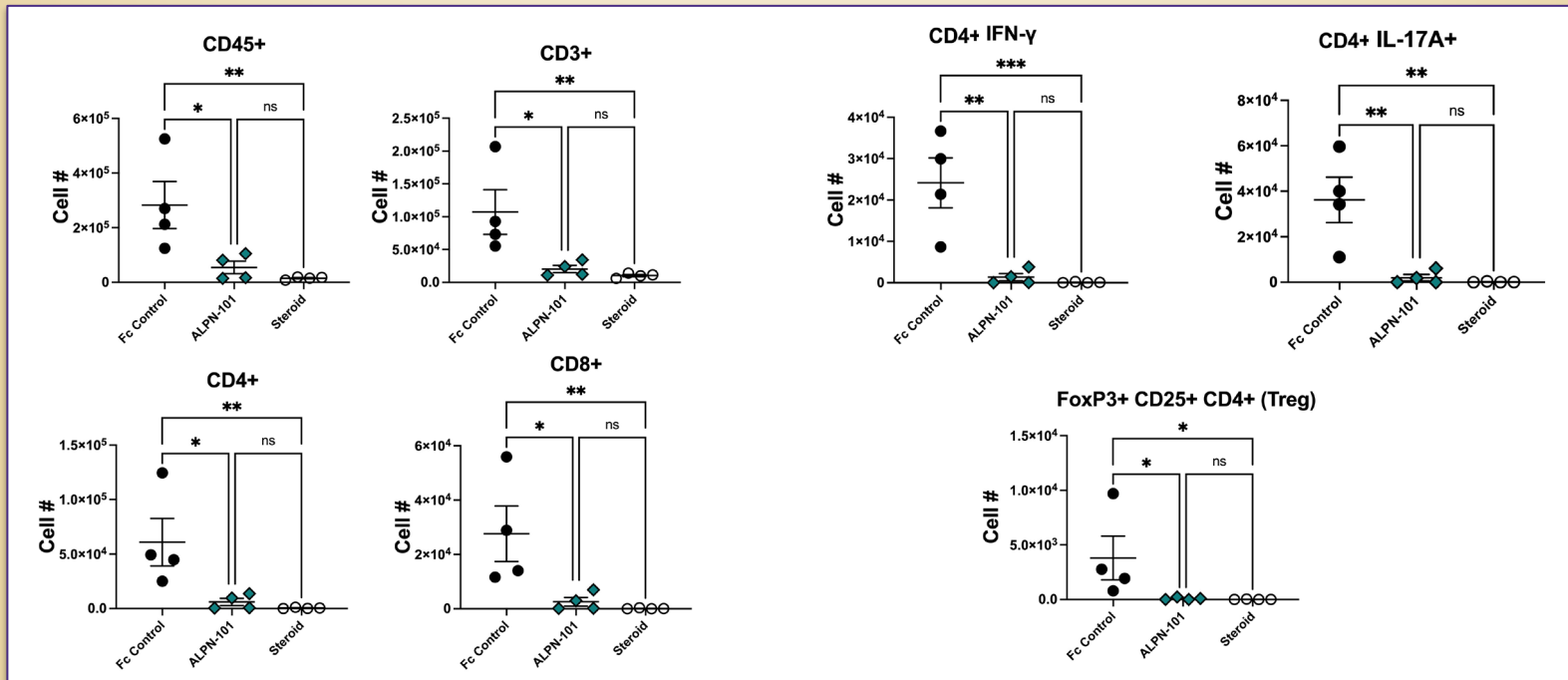
Steroid



ALPN-101

Acazicolcept (ALPN-101) suppresses ocular T cell number

Ocular flow analysis



* $p < 0.05$; ** $p < 0.01$ by 1-way ANOVA.
ns = not significant

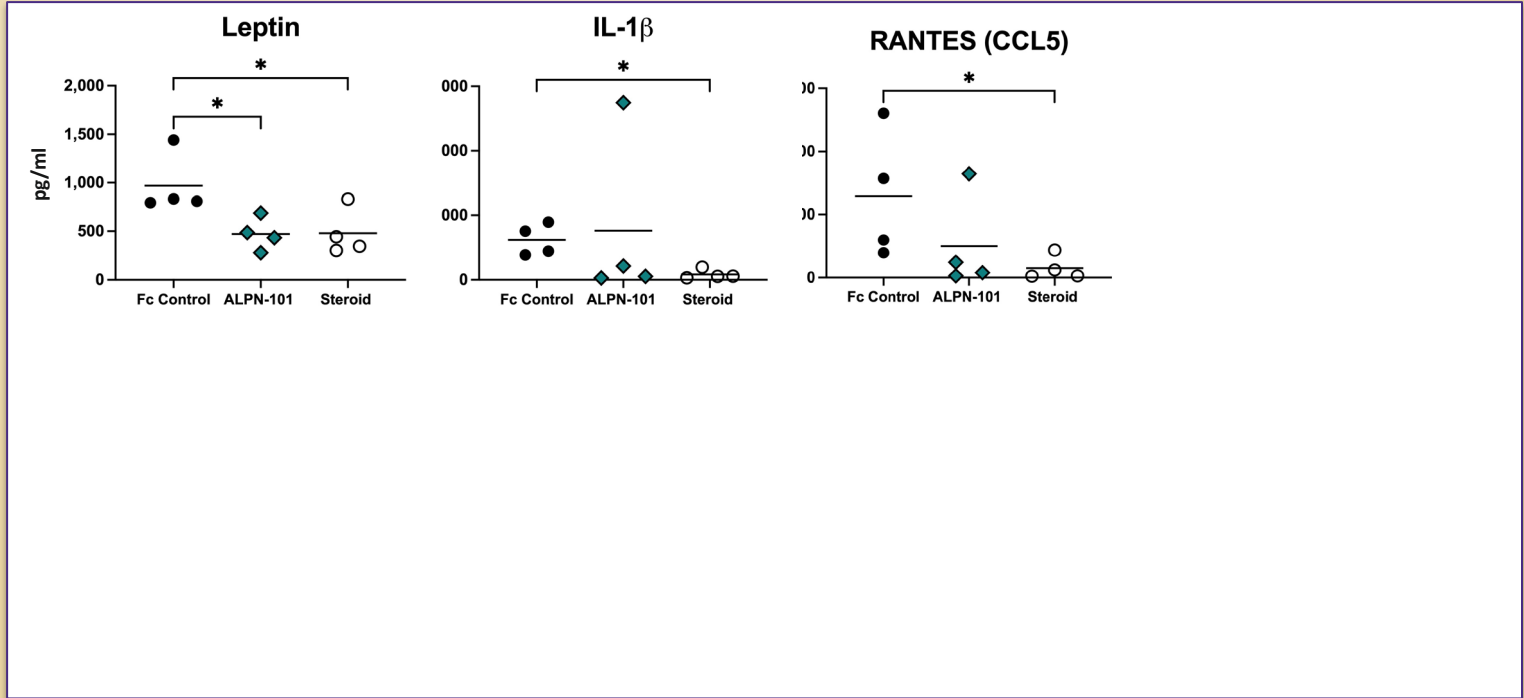
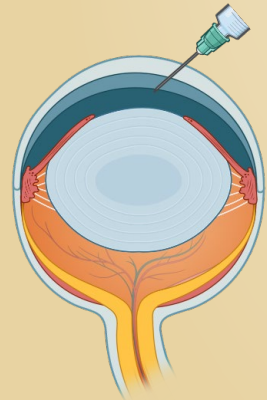
Th1

Th17

Treg

Treatment significantly decreased some aqueous cytokines

Samples collected from the same eyes analyzed by flow

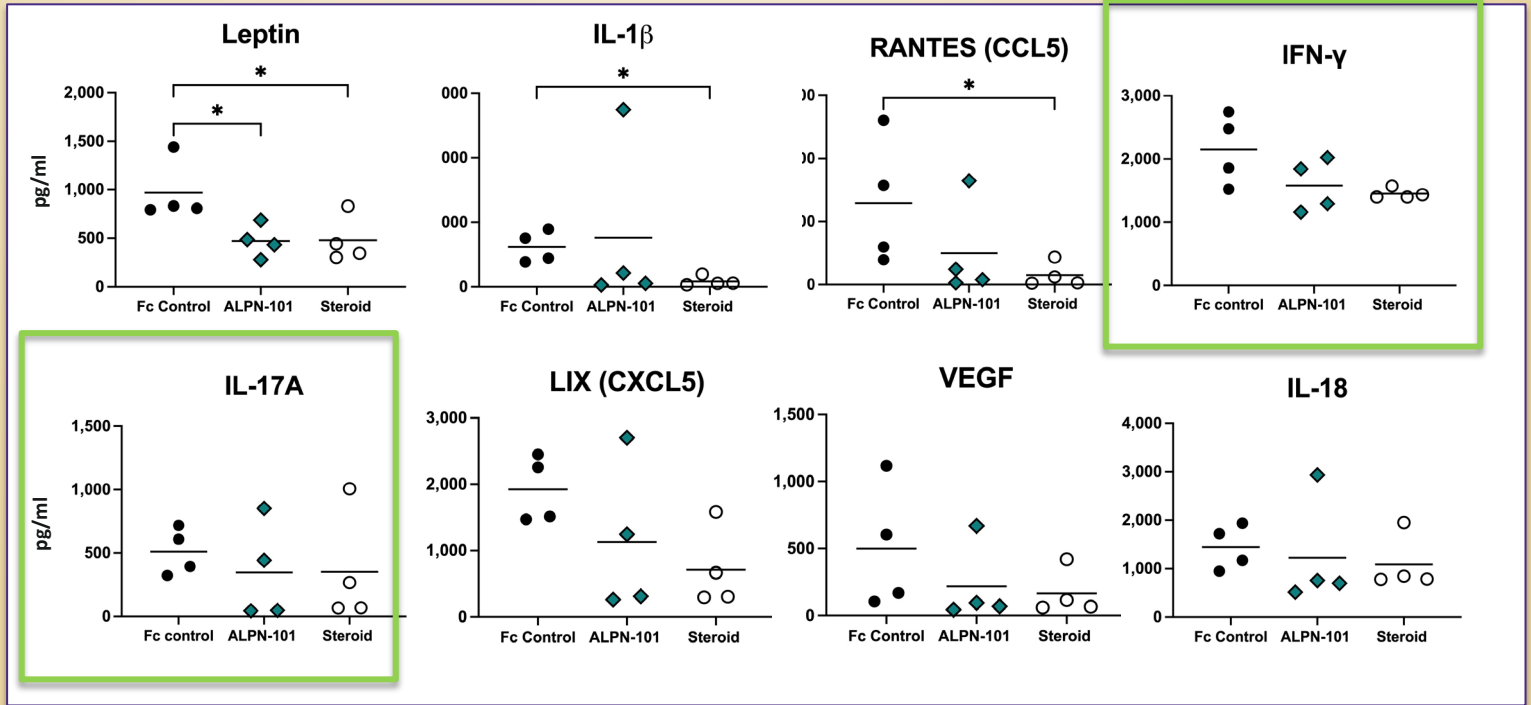
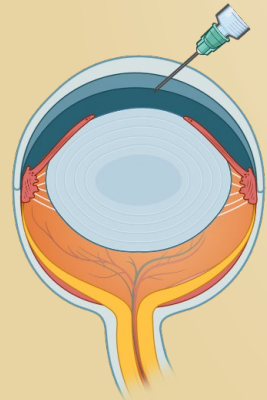


Kruskal-Wallis with Dunn's test.

* $p < 0.05$, ns = not significant

Many indicate a trend towards decreased concentrations

Samples collected from the same eyes analyzed by flow



Kruskal-Wallis with Dunn's test.

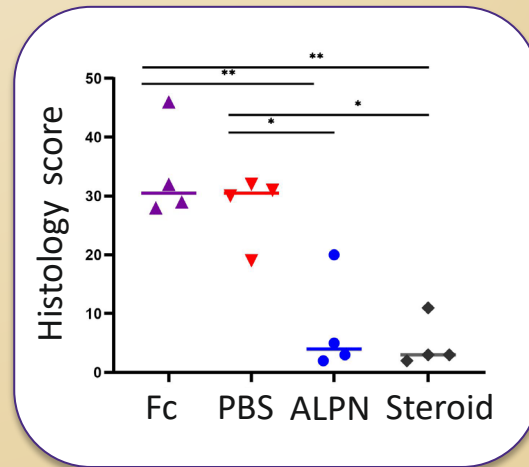
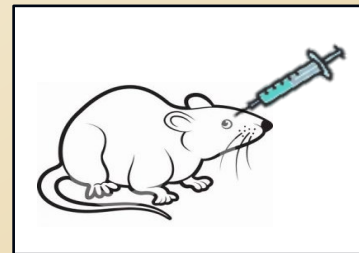
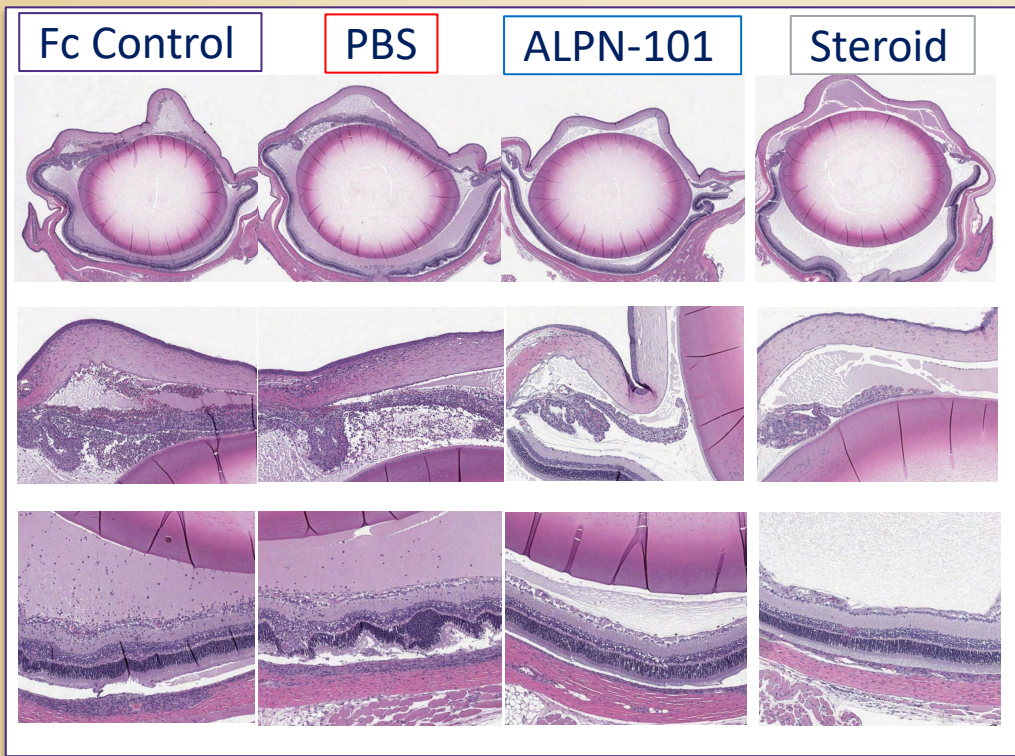
* $p < 0.05$, ns = not significant

SUMMARY AND CONCLUSIONS

- Systemic inhibition of CD28 and ICOS with acazicolcept (ALPN-101) significantly suppresses EAU in rats.
- Both Th1 and Th17 cell # and cytokines were suppressed to a similar degree as with steroid treatment.
- Acazicolcept provided uveitis control without the weight loss (toxicity) caused by steroid treatment.
- Acazicolcept could be explored as a potential therapeutic option for patients with non-infectious uveitis.

Local therapy with acazicolcept (ALPN-101) protects from EAU inflammation

Injected on day 8 and day 10



ACKNOWLEDGEMENTS

Pepple Lab

- Leslie Wilson
- Katherine Costello
- Xudong Peng, PhD

Funding Pepple Lab:

NEI R01 EY030431

NEI R21 EY029391

RPB Career Development Award

RPB Unrestricted Departmental Award

Latham Innovation in Vision Science Award

Alcon Research Institute Young Investigators Award

UNIVERSITY of WASHINGTON

Alpine Immune Sciences

- Stacey Dillon
- Katherine Lewis
- Lawrence Evans

