


A Study of ALPN-202, a PD-L1-dependent CD28 Costimulator and Dual Checkpoint Inhibitor, in Combination with Pembrolizumab in Patients with Advanced Malignancies (NEON-2)



Nehal J. Lakhani¹, Meredith McKean², Amita Patnaik³, Kristi Manjarez⁴, Hany Zayed⁴, Michael Chisamore⁵, Stanford L. Peng⁴

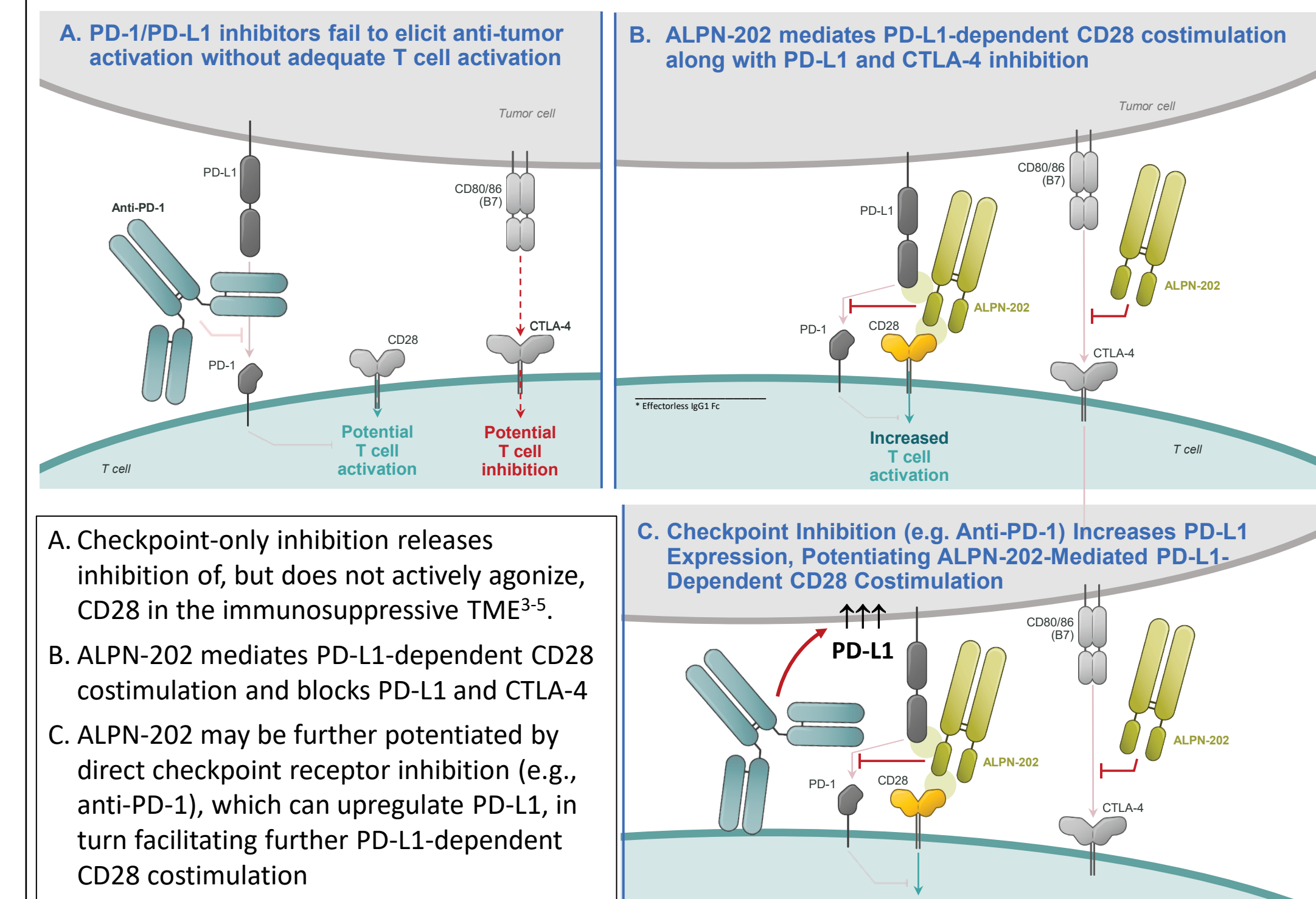
¹START Midwest, Grand Rapids, MI USA; ²Tennessee Oncology, Nashville, TN USA; ³START San Antonio, San Antonio, TX USA; ⁴Alpine Immune Sciences, Seattle, WA USA; ⁵Merck & Co., Inc., Kenilworth, NJ USA

ABSTRACT

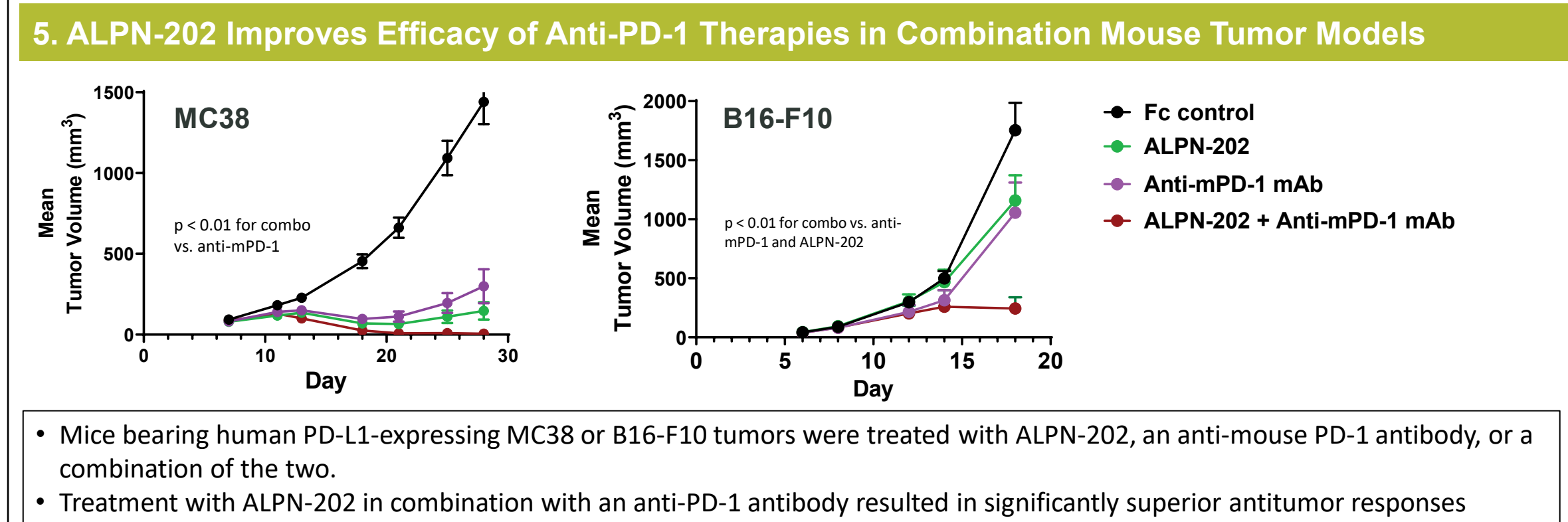
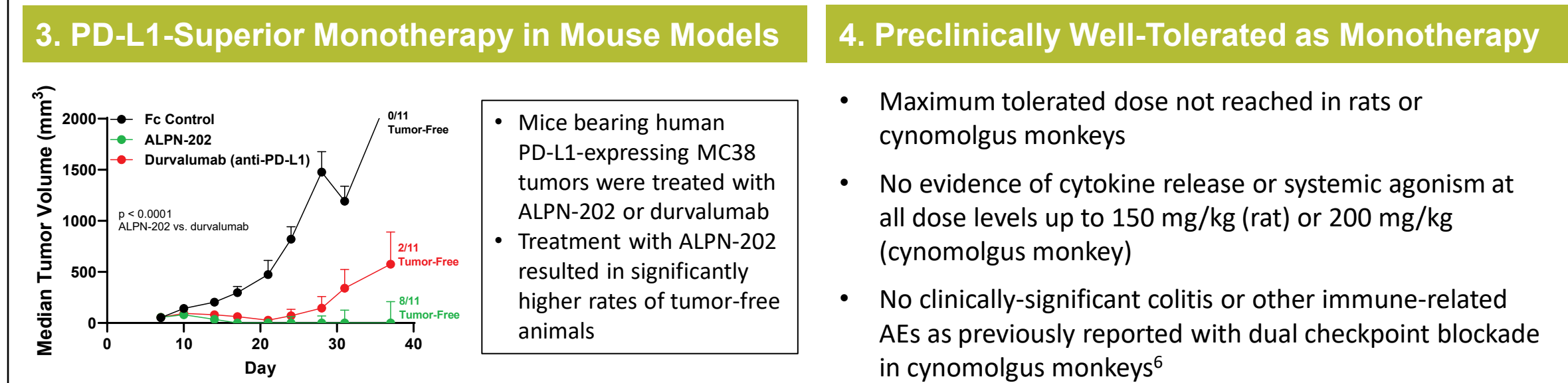
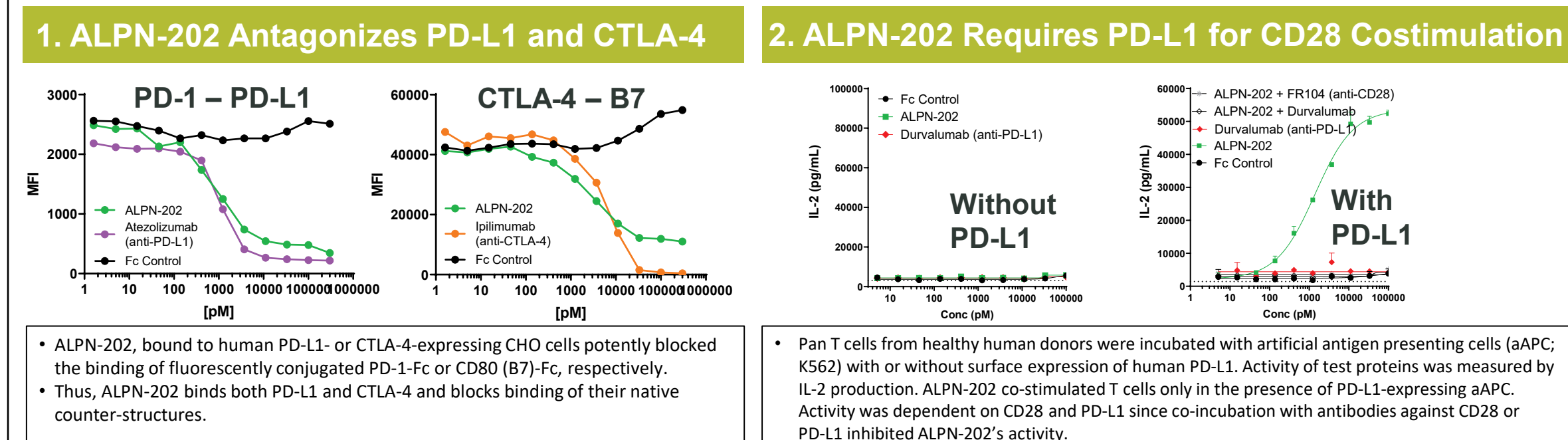
INTRODUCTION: Despite successes with checkpoint inhibition (CPI) in a wide range of tumors, most patients demonstrate primary or acquired resistance, thus driving the need for better IO therapy. Research has suggested that CPI therapy exerts much of its benefit via releasing the inhibition of CD28 signaling, which would only be expected to show clinical benefit in the presence of intra-tumoral engagement of CD28 by its ligands CD80/86. ALPN-202, a variant CD80 vIgD-Fc fusion protein, was engineered to provide tumor localizing PD-L1-dependent CD28 agonism, while inhibiting the PD-L1 and CTLA-4 checkpoints. It has demonstrated superiority to CPI-only therapies *in vitro* and in *in vivo* tumor models, while also demonstrating additional benefit in combination with targeted PD-1 axis blockade¹. The benefit appeared to be at least additive in tumor models of poorly immunogenic tumors, suggesting the possibility of meaningful clinical benefit where CPI therapeutic efficacy is limited, i.e., “non-inflamed or cold” tumors. Single agent safety and tolerability of ALPN-202 has been demonstrated along with pharmacodynamic evidence of CD28 engagement with immune checkpoint inhibition².

METHODS: An open-label dose escalation and expansion study of ALPN-202 in combination with pembrolizumab in adults with advanced solid tumors or lymphoma was initiated in June 2021 (NCT04920383). Eligibility includes those tumors where single agent PD-(L)1 antagonists are SOC, or patients refractory or resistant to standard therapies (including approved CPIs), or those without available standard or curative therapy. The study is a standard 3+3 dose escalation design with two schedules of ALPN-202 in parallel, Q1W and Q3W. Pembrolizumab is given per label at 400 mg IV Q6W. Objectives include evaluation of safety and tolerability, identification of the recommended phase 2 dose, PK, PD, exploratory predictive biomarker analysis (i.e., PD-L1, CD28, CD80 and CD86, as well as immunophenotyping of immune cell populations on treatment) and preliminary anticancer activity of ALPN-202 in combination with pembrolizumab. Disease assessments are evaluated by RECIST v1.1 for solid tumors or by Lugano Classification for lymphoma. Efficacy endpoints include ORR, duration of response and disease control rate. Once the recommended phase 2 dose combination is identified, dose expansion cohorts will be initiated. Approximately 30-35 patients will be enrolled in each tumor type-specific expansion cohort, including histologies that have not been demonstrated to be CPI responsive, as well as those where CPIs are approved SOC.

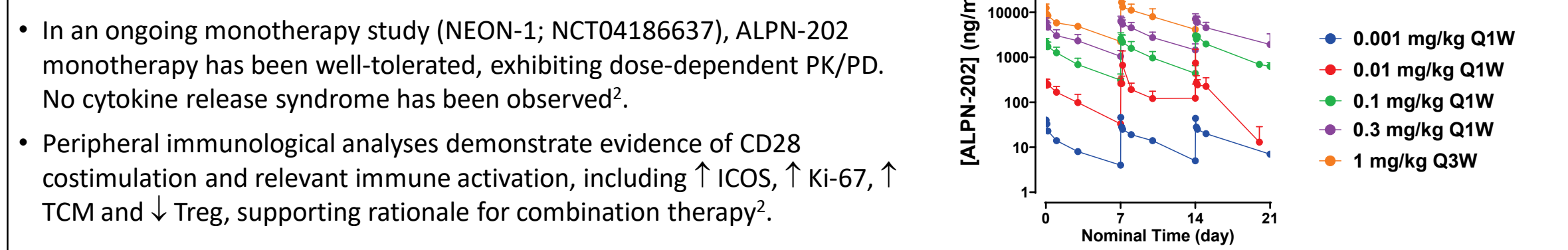
RATIONALE



PRECLINICAL DEVELOPMENT



CLINICAL BACKGROUND



NEON-2 STUDY DESIGN

STUDY POPULATION

- Adults with advanced solid malignancies or lymphoma
- Eligible for a PD-(L)1 inhibitor; or refractory or resistant to standard therapy including CPIs
- Measurable disease
- ECOG: grade 0-1
- Adequate hematological, renal and hepatic function

Part A: Dose Escalation

- 3+3 cohorts
- ALPN-202 IV Q1W or Q3W (mg/kg)⁷
- All receive pembrolizumab 400 mg IV Q6W

Part B: Expansion Cohorts (TBD)

- Select CPI-refractory or resistant indications and/or populations TBD
- Biomarker-selected when appropriate

STUDY ENDPOINTS

Safety:

- DLTs
- Adverse events
- Immunogenicity
- Cytokines

Efficacy:

- ORR, DOR
- DCR, PFS, OS

PK/PD:

- Target saturation
- Immuno-phenotyping
- Ex vivo* costimulatory capacity
- Baseline and on-study (if accessible) tumor expression of PD-L1, CD28, CD80, CD86

SUMMARY/CONCLUSIONS

- Current checkpoint inhibitor therapies may be limited by a lack of sufficient T cell costimulatory ligands (e.g., the CD28 ligands CD80 and/or CD86) in the tumor microenvironment.
- ALPN-202 is a first-in-class conditional (i.e., PD-L1-dependent) CD28 costimulator, and dual checkpoint (PD-L1 and CTLA-4) inhibitor.
- Preclinical studies demonstrate superior efficacy of ALPN-202 administered in combination with PD-1 inhibitors compared to either therapy alone, attributable to CPI-induced PD-L1 upregulation that potentiates ALPN-202-mediated CD28 costimulatory activity.
- ALPN-202 has been well tolerated to date in an ongoing monotherapy dose escalation and expansion study (NEON-1), with promising immune pharmacodynamics.
- NEON-2 (NCT04920383) is a dose escalation and expansion study of ALPN-202 administered in combination with pembrolizumab. Enrollment began in June 2021.

REFERENCES

- Lewis *et al.* (2019) J Immunother Cancer 7(S1): P467.
- Moser *et al.* (2021) J Clin Oncol 39(s15): 2547.
- Kamphorst *et al.* (2017) Science. 355(6332):1423-1427.
- Hui *et al.* (2017) Science 355(6332):1428-1433.
- Means *et al.* (2020) USCAP Annual Meeting 2020, Abstract 2016.
- Selby *et al.* (2016) PLoS One 11(9):e0161779.
- Yang *et al.* (2019) ASCPT Annual Meeting 2019, Abstract 705.